



NOBLELIFT

Material Handling

ISO9001 / ISO14001

FE4P 14/16/20Q

1400kg / 1600kg / 2000kg capacity
4-wheel Electric forklift



Official website



Our Wechat

Noblelift Headquarters

Add:#528 Changzhou Road, Taihu
Sub-district, Changxing, 313100, China
TEL:+86 572 6210311/6120989
FAX:+86 572 6129336
Email: info@nobelift.com

Noblelift North America Corp.

Add:2461 S Wolf Road, Des Plaines, IL 60018
Tel:847-595-7100
Fax:847-595-7200
Email:sales@nobeliftna.com
Http: www.nobeliftna.com

Noblelift Europe GmbH

Add:Borsigstrasse 9d-93092 Barbing
Germany
Tel: +49 9401 607930
Fax:+49 9401 6079329
WEB:www.nobelifteuropr.com
Email: mail@nobelifteurope.com

Noblelift Russia

ООО "Ноблелифт Рус"
194292, Санкт-Петербург
Домостроительная ул. 4А офис 301
Бизнес-центр "Парнас"
тел.: +7 (800) 700-28-97
Email: sales@nobelift.com.ru



Excellent ergonomic design



Powerful battery



Easy maintenance



Robust design



Capacity: 1600-2000kg



High performance

NOBLELIFT INTELLIGENT EQUIPMENT CO., LTD

NEW *Noblelift Products*
ARRIVAL

www.nobelift.com

Product Overview

The design of the Q series is based on the original Noblilift E series and N series with combination of the advantages to meet the light and medium applications with great comfort and efficiency. The truck is optional to equipped with either Lead-acid battery or Li-ion battery. With lowered center of gravity and overhead guard, the truck is ideal to be used in limited spaces such as entering elevator.

Q series Medium Duty Design

AC MAINTENANCE-FREE DRIVE MOTOR

Adopt maintenance-free and powerful AC drive motor. Compared with traditional DC motors, Noblilift's AC motors do not need to replace Carbon brushes. Equipped With speed sensor and temperature sensor, greatly improving the AC motor's reliability.

QUIET LOW VIBRATION DESIGN

The hydraulic system uses a low-noise gear pump and full hydraulic power steering. Quiet and comfortable operation. Shock absorbing steer axle to protect the vehicle system and prolong the service life of the forklift.

SIDE- EXTRACTION BATTERY

Battery can be replaced easily by using another forklift, meeting continuous application if necessary.

SAFER AND EASIER ELECTROMAGNETIC BRAKE

Adopts car control mode and electromagnetic braking to make the driver's operation more comfortable.

LOW CENTER OF GRAVITY

Transmission system uses a horizontal fan-shaped drive Axle arranged in parallel and has a large transmission ratio. The battery is installed at the bottom of the frame, vehicle height is 2080mm with easy entrance to limited doors and high stability.



The vehicle hood and the left and right small side- panels are formed by steel plates at one time, which is simple and decent and more convenient to operate.



The forklift is equipped with standard LED lamps: headlamps, front turn lamps, rear combination lamps, warning lamps. Bright light with low power consumption allows you to operate freely at night.

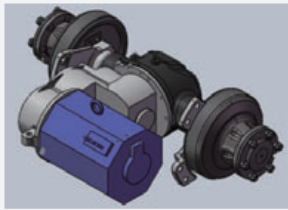


Compared with other N series 4-wheel Electric counter balance forklift, this model is smaller in size and more flexible, which is more suitable for working in confined areas.




Intelligent buffering when descending to the ground, effectively protecting the ground and cargo from damage.






Transmission system uses a horizontal fan-shaped drive axle arranged in parallel with a large transmission ratio. The battery is installed at the bottom of the frame. Traveling motor adopts AC maintenance-free motor.



Steer axle shock absorption designed to protect the vehicle and prolong the service life of the truck.



Adopt car control mode: Suspended driving brake system, stepless speed change. Finding driving pleasure at work.

Product Features



Front multi-way valve operating device makes operation more comfortable.



Multi-function display screen with fault alarm, low battery reminder. High, medium and low speed modes.



Electromagnetic brake button cut off power at one time, making brake safer and easier.



Ergonomic hydraulic controls for comfort operation with wide mast view and easy right-sided control levers and steering wheel with knob.



The trucks are equipped with **Curtis** controllers, **CAN-bus** technology makes the diagnostic and troubleshooting easier. **The use of proved and certified components helps to ensure the conformity to international safety standards with all the supporting documents available as required by law.**



Optional Lithium Solution

It is optional to equip the forklift with Lithium battery with the advantage of maintenance-free and fast charging, no headaches for end users esp. light-duty/occasional applications.

Lead-acid and lithium batteries are perfectly interchangeable. Don't worry about which battery to choose now.

Battery Status	
Battery Num	16
Battery Type	Lithium
Voltage(V)	52.4Electric(A)
Electric(A)	0.0
SOC	63.9%
Discharge	ON
Mean Volt(mV)	3281
Diff Volt(mV)	2
Mean Temp(C)	11.1
Diff Temp(C)	0.7
Envi Temp(C)	10.9
Charge	OFF
BMS Time	2020-12-12 10:36:14
Max Volt No.(mV)	[1] 3281
Min Volt No.(mV)	[5] 3280
Max Temp No.(C)	[4] 11.7
Min Temp No.(C)	[2] 11.0

Warning	
Single Volt Over	Normal
Total Volt Over	Normal
Single Volt Lack	Normal
Total Volt Lack	Normal
Discharge Temp High	Normal
Discharge Temp Low	Normal
Charge Temp High	Normal
Charge Temp Low	Normal
Charge Electric Over	Normal
Discharge Electric Over	Normal
Electric Over Badly	Normal
SOC Lack	Normal
Gathering Line Off	Normal
Diff Volt Over	Normal
Envi Temp High	Normal
Envi Temp Low	Normal

Single Temp	1	2	3	4	5	6	7	8
01—08	11.3 C	11.0 C	11.1 C	11.7 C	11.2 C	11.0 C	11.5 C	11.6 C
09—16	11.1 C	11.3 C	11.1 C	11.7 C	11.1 C	11.2 C	11.6 C	11.7 C

Single Volt	1	2	3	4	5	6	7	8
01—08	3.281V	3.282V	3.281V	3.281V	3.281V	3.281V	3.282V	3.280V
09—16	3.282V	3.281V	3.281V	3.281V	3.281V	3.282V	3.282V	3.280V

Each battery can be diagnosed via CAN connection with help of special software tool, the software can provide information about the battery condition such as balance of cells, amount of charging/discharging cycles, current, energy consumption, temperature, charging/discharging parameters, voltage of every cell, faults and alarms, settings of timing for automatic turn off.



FE4P14-16-20Q

Identification

1.2	Manufacturer's type designation	
1.3	Drive:electric(battery or mains),diesel,petrol gas,manual	
1.4	Type of operation(hand,pedestrian,standing,seated,order-picker)	
1.5	Load capacity/rated load	Q(kg)
1.6	Load centre distance	C(mm)
1.8	Load distance,centre of drive axle to fork	x(mm)

Weights

2.1	Service weight incl. battery	kg
-----	------------------------------	----

Wheels, Chassis

3.1	Type:solid rubber,superelastic,pneumatic,polyurethane	
3.2	Tyres size,front	
3.3	Tyres size,rear	
3.5	Wheels,number front/rear(x=driven wheels)	
3.6	Track width,front	b10(mm)
3.7	Track width,rear	b11(mm)

Basic Dimensions

4.1	Mast/fork carriage tilt forward/backward	$\alpha/\beta(^{\circ})$
4.2	lowered mast height	h1(mm)
4.3	Free lift	h2(mm)
4.4	Lift height	h3(mm)
4.5	Extended mast height	h4(mm)
4.7	Overhead load guardheight	h6(mm)
4.8	Seat height/standing height	h7(mm)
4.12	Coupling height	h10(mm)
4.19	Overall length	l1(mm)
4.20	Length to face of forks	l2(mm)
4.21	Overall width	b1(mm)
4.22	Fork dimensions	s/e/l(mm)
4.24	Fork carriage width	b3(mm)
4.31	Ground clearance ,laden,under mast	m1(mm)
4.32	Ground clearance,centre of wheelbase	m2(mm)
4.33	Aisle width for pallets 1000x1200 crossways	Ast(mm)
4.34	Aisle width for pallets 800x1200 lengthways	Ast(mm)
4.35	Turning radius	Wa(mm)

Performance Data

5.1	Travel speed,laden/unladen	km/h
5.2	Lift speed,laden/unladen	m/s
5.3	lowering speed,laden/unladen	m/s
5.7	Max.Gradient performance,laden/unladen S2 5 min	%
5.10	Service brake	

E-Motor

6.1	Drive motor rating S2 60 min	kW
6.2	Lift motor rating at S3 15%	kW
6.3	Battery standard	
6.4	Battery voltage,nominal capacity K5	V/Ah

Other Details

8.1	Type of drive control	
8.2	Operating pressure for attachments	Mpa
8.3	Oil volume for attachments	l/min
8.4	Sound level at driver's ear according to EN 12 053	dB(A)

	FE4P14Q	FE4P16Q	FE4P20Q
1.2	electric	electric	electric
1.4	seated	seated	seated
1.5	1400	1600	2000
1.6	500	500	500
1.8	381	381	386

2.1	2940	2940	3180
-----	------	------	------

3.1	solid rubber/pneumatic	solid rubber/pneumatic	solid rubber/pneumatic
3.2	18X7-8	18X7-8	18X7-8
3.3	5.00-8-10PR	5.00-8-10PR	5.00-8-10PR
3.5	2x/2	2x/2	2x/2
3.6	980	980	980
3.7	920	920	920

4.1	6/10	6/10	6/10
4.2	1985	1985	1985
4.3	130	130	130
4.4	3000	3000	3000
4.5	3990	3990	3990
4.7	2075	2075	2075
4.8	1065	1065	1065
4.12	530	530	530
4.19	3050	3050	3200
4.20	2130	2130	2130
4.21	1150	1150	1150
4.22	35/100/920	35/100/920	40/120/1070
4.24	1040	1040	1040
4.31	98	98	98
4.32	100	100	100
4.33	3571	3571	3576
4.34	3771	3771	3776
4.35	1990	1990	1990

5.1	9/10	12/13	11/13
5.2	0.27/0.35	0.27/0.35	0.25/0.35
5.3	0.52/0.42	0.52/0.42	0.52/0.42
5.7	6.5/10.5	12/15	12/15
5.10	electromagnetic brake	electromagnetic brake	electromagnetic brake

6.1	3.9	7	7
6.2	8.6	8.6	8.6
6.3	DIN	DIN	DIN
6.4	Pb-acid:48/360(48/400,48/460) Li:48/200(48/300)	Pb-acid:48/360(48/400,48/460) Li:48/200(48/300,48/400)	Pb-acid:48/400(48/460) Li:48/200(48/300,48/400)

8.1	AC	AC	AC
8.2	14.5	14.5	14.5
8.3	30	30	30
8.4	72	72	72

Mast Table FE4P14-16-20Q

Designation	Lift height	Free Lift	Closed mast height	Extended mast height	Tilt forward/ backward	Capacity table(kg) C=500mm without sideshift,single solid tyres		
	h3 (mm)	h2 (mm)	h1 (mm)	h4 (mm)	$\alpha/\beta(^{\circ})$	FE4P14Q	FE4P16Q	FE4P20Q
Two-stage ZT	2500	110	1803	3482	6/10	1400	1600	2000
	2700	110	1903	3682	6/10	1400	1600	2000
	3000	110	2053	3982	6/10	1400	1600	2000
	3300	110	2203	4282	6/10	1400	1600	2000
	3500	110	2303	4482	6/10	1400	1600	2000
	3700	110	2403	4682	6/10	1350	1600	1900
	4000	110	2603	4982	6/6	1300	1500	1800
	4300	110	2753	5282	6/6	1200	1400	1600
Two-stage ZZ	4500	110	2853	5482	6/6	1150	1350	1500
	5000	110	3128	5982	6/6	/	900	1100
	2500	853	1803	3482	6/10	1400	1600	2000
	2700	953	1903	3682	6/10	1400	1600	2000
	3000	1103	2053	3982	6/10	1400	1600	2000
	3300	1253	2203	4282	6/10	1400	1600	2000
	3500	1353	2303	4482	6/10	1400	1600	2000
	3700	1453	2403	4682	6/10	1350	1600	1900
Three-stage DZ	4000	1653	2603	4982	6/6	1300	1500	1800
	4000	1029	1978	4981	6/6	1300	1500	1800
	4300	1153	2103	5330	6/6	1200	1400	1600
	4500	1203	2153	5480	6/6	1150	1300	1500
	4800	1303	2253	5780	6/6	/	1000	1200
	5000	1403	2353	5980	6/6	/	900	1100

